

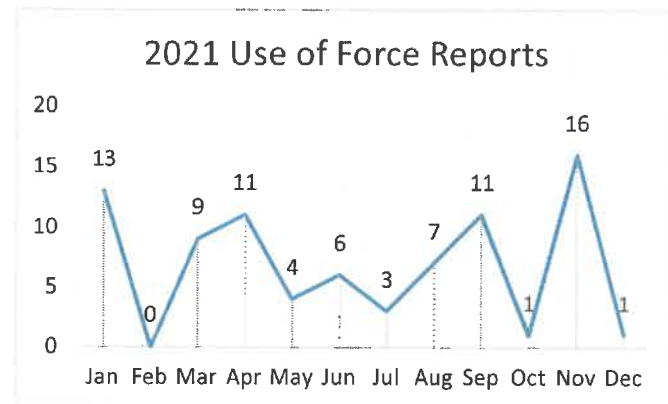
2021 Use of Force Annual Report: Atlantic, Galloway Twp PD

This report includes information on Use of Force Reports submitted for incidents between 1/1/21 and 12/31/21 and marked as complete by 01/07/22 at 12am. Reports in review or draft are not excluded.

Use of Force Reports: Overview

# Use of Force reports:	82
# Use of Force Incidents:	39
Average reports per incident:	2.1
# Unique Subjects of force:	85
Average subjects per report:	1.0
Average uses of force per 1000 arrests:	47.9
Average uses of force per 1000 police-citizen contacts:	1.2

# Officers using force:	43
% Sworn Officers Using Force:	0.9%
Average reports per officer:	1.9



Monthly Volume

Jan	13
Feb	0
Mar	9
Apr	11
May	4
Jun	6
Jul	3
Aug	7
Sep	11
Oct	1
Nov	16
Dec	1

Officers Using Force

Total officers using force: 43

Officer race

American Indian	0.0%
Asian/Pacific Islander	2.3%
Black	4.7%
Hispanic	14.0%
Not Provided	4.7%
Other	11.6%
Two or more races	0.0%
White	62.8%

Officer gender

Female	2.3%
Gender Non-Conforming/X	0.0%
Male	88.4%
N/A	0.0%
Not Provided	0.0%
Other	9.3%

Officers In Uniform when Using Force

	# reports	% reports
Yes	78	95.1%
No	4	4.9%

Officer Assignment During Force

	# reports	% reports
Patrol	66	80.5%
Extra Duty/Outsourced	6	7.3%
Off -Duty	0	0.0%
Specialized Unit/Other	10	12.2%

The above information comes from the demographic information officers enter when completing a use of force report. This information only depicts the demographic information of officers using force. Each officer is represented here based on their first race and gender identification in 2021. To ensure this information appears consistently, officers should update their profile in the Use of Force Portal.

Subject Information

Total unique subjects: 85

Subject Race

American Indian	0.0%
Asian/Pacific Islander	4.7%
Black	52.9%
Hispanic	15.3%
Not Provided	0.0%
Other	0.0%
Two or More Races	0.0%
White	27.1%

Subject Gender

Female	25.9%
Gender Non-Conforming/X	0.0%
Male	74.1%
Not Provided	0.0%

transgender: 0

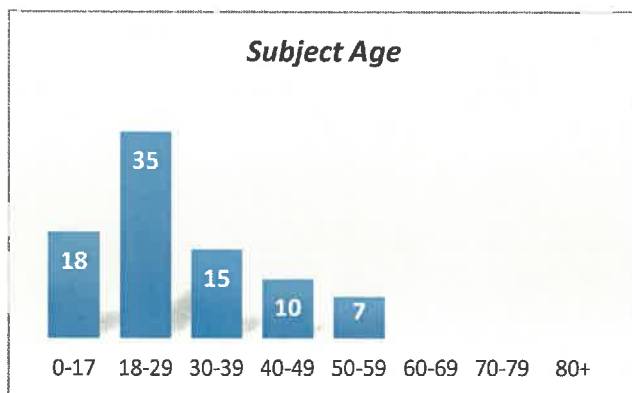
Perceived condition

No unusual condition noted	14
Not Provided	0
Other unusual condition noted	4
Potential Mental Health Incident	56
Under influence of alcohol/drugs/both	28

Subjects Arrested

Subjects arrested	64	75.3%
Subjects not arrested	21	24.7%

Subject Age



Reasons for no arrest

Already in Custody	0
Deceased	0
Medical/Mental Health Incident	20
Not Provided	0
Other	1
Subject Fled	0

Unique subjects are determined by subject identification entered into use of force reports. To the extent that this information differs across reports, a subject will appear as unique.

Officers may enter multiple response options for Perceived Condition and Reason Not Arrested for each subject

Incident and Location Information

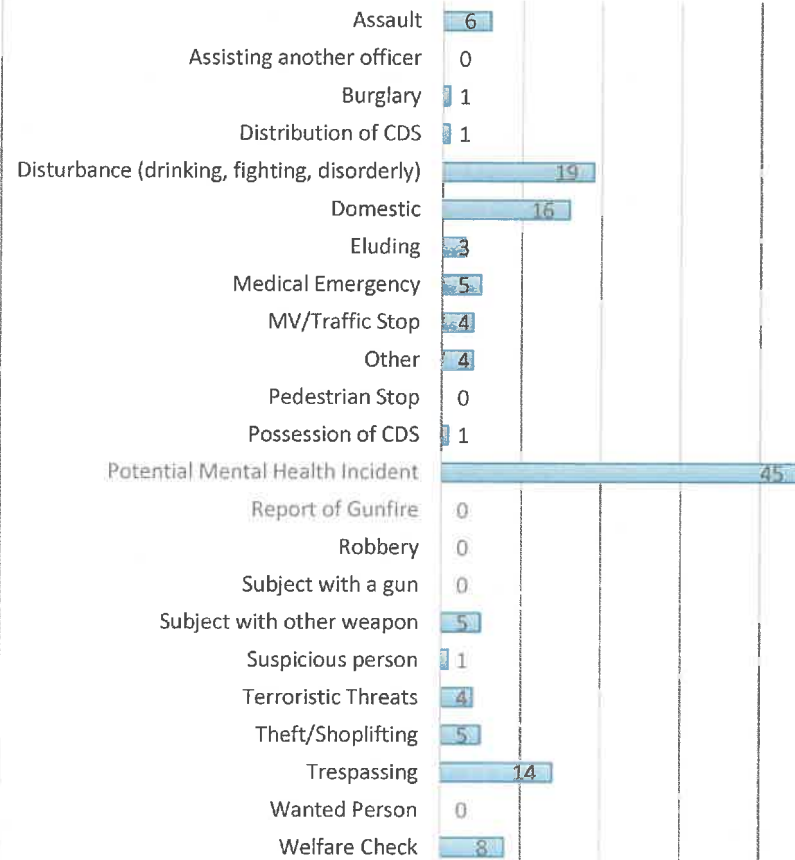
Contact origin

Citizen Initiated	17
Dispatched	0
Not Provided	0
Officer Dispatched	61
Officer Initiated	10
Pre-Planned Contact	0

Location Type

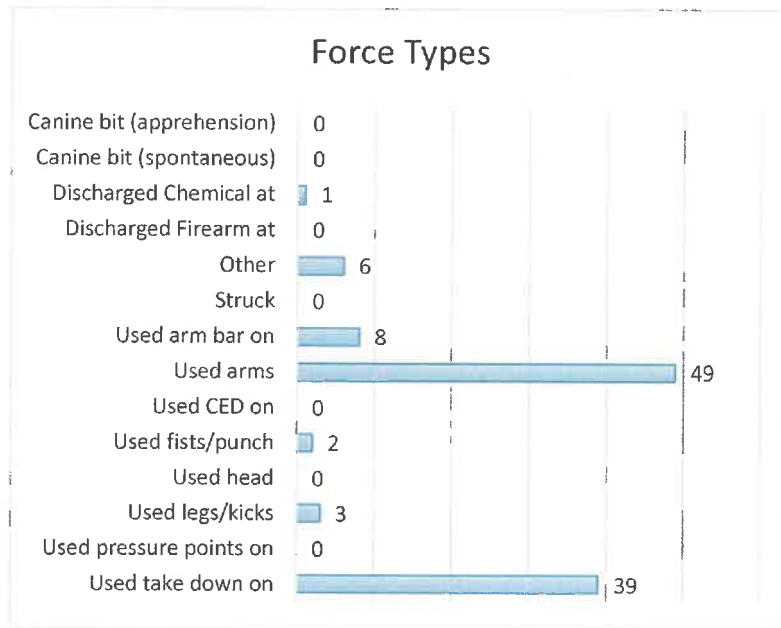
Alcohol Establishment (bar, club, casino)	0
Business	11
Court House	0
Hospital	7
Jail/Prison	0
Other	20
Police Station	5
Residence	27
Restaurant	1
School	7
Street	8

Incident Type



Officers may enter multiple response options for Contact Origin, Location Type, and Incident Type. Each report may appear multiple times in the responses on this page.

Officer-Subject Force Interaction Information



Average force actions per report: 1.3

Subject Resistance	
Aggressive resistance (attempt to attack or harm)	0
Attempt to flee	22
Dead-weight tactics (going limp)	0
Non-response (consciously ignoring)	16
Other	2
Resistive tension (stiffening, tightening muscles)	0
Verbal	13

Subject Actions			
Attacks	Attempt to commit crime	8	
	Attempt to destroy evidence	1	
	Attempt to escape from Custody	9	
	Attempt to self-harm	6	
	Biting	0	
	Fired Gun	0	
	Not Provided	0	
	Prevent harm to another	12	
	Resisted arrest/police officer	67	
	Spitting	0	
	Attack with Blunt object	1	
	Attack with Bodily fluids	0	
	Attack with Edge Weapon	0	
	Attack with Hands, fists, legs	15	
	Attack with Motor Vehicle	0	
	Attack with Other Weapon	0	
	Other Attack	1	
	Threats	Threat with Blunt object	4
		Threat with Bodily Fluids	0
Threat with Edge Weapon		0	
Threat with Gun		0	
Threat with Hands, fists, legs		6	
Threat with Motor vehicle		0	
Threat with Other Weapon		1	
Verbal/Fighting stance Threat		37	
Other Threat		1	

Officers may select multiple Types of Force, Subject Resistance, and Subject Actions for each report.

Injury Information

Officers Injured	10
Subject Injured	13

Injury Types

	Officer	Subject
Abrasion/Laceration/Puncture	1	10
Chest pains/shortness of breath	0	0
Complaint of pain	3	2
Concussion	0	0
Contusion/bruise	5	1
Fracture/dislocation	1	0
Gunshot wound	0	0
Not Provided	0	0
Other	0	0
Unknown	0	2

Medical Treatment

	Officer	Subject
EMS on scene	0	9
Hospital	3	12
Not Provided	0	0
Officer Administered First Aid	0	0
Refused	3	0
Urgent Care	1	0

Subject Hospital Treatment

Admitted	14
Treated and Released	5
Unknown	2

For each subject or officer, multiple injury types and medical treatments can be selected.